



QGFA RECORDER END OF YEAR REPORT – 15th July 2025



FY2025 has been very busy for me “volunteering” my time on lots of game fishing related stuff apart from the normal QGFA recorder role of tag distribution, record claims and monthly tag approvals it has also seen me involved in:

- FRDC Spanish Mackerel project, I continued with attendance at regular stake holder Teams meetings while also continuing to take DNA fins clip samples and frame collection for the longer term DNA work that will spin off from this project. With a close out meeting scheduled for Early August 2025 I hope to be able to present some of the findings at the QGFA AGM.
- Qld Department of Agriculture and Fisheries – Spanish Mackerel Stock assessment project team member helping contribute to the 2025 stock assessment released in April 2025. This project ran for about 9 months as the research team went about systematically modelling many different aspects of known Spanish Mackerel data to establish an estimate of the current Spanish Mackerel Biomass. It has been amazing to see how much work goes in to estimating the stock levels based on all information available to them to make up the 235 page report, although this info is heavily biased on past capture information (not just tonnage, but more so the age, size, sex and location of the capture data and other inputs such as fishing effort and various environmental conditions), it was good to see many new findings from the FRDC research project get incorporated into the Stock assessment and hopefully the next assessment will be able to also use some of the DNA modelling that is being proposed in the FRDC research project.
- A further spin off to the FRDC Spanish mackerel project will be the FRDC Shark predation project that Jonathon Mitchell is just starting – although I am unable to attend the first session it appears QGFA have got good volunteers in Jonathon Booyesen, Dave Trask, Ash Matthews and Ash Moore attending some of the preliminary workshops.
- I had the honour of assisting Whitsunday GFC run the point score side of their annual tournament this year and have also helped them try to reinvigorate annual point score in their club. It is great to see the data entry into GAMEBASE for WGFC has come ahead well this year.
- And of course every other spare minute of mine has been tied up with the GAMEBASE redesign, it was a relief to finally turn the new GAMEBASE system on in April 2025 after over 3 years and many 100's of hours spent working on it. The design and implementation process has been frustrating and not as collaborative as I would have hoped it could have been, with the many hours I have put into the project it certainly has had all of the fun drained out of it, but it is good to see it finally operational. I would like to stress again everyone has had opportunity to get involved during the design and testing phase so now the system is operational I am not looking for new “improvements” to happen any time in the near future. The bugs that still exist in the system with the change of financial year are another set of problems I am now trying to work through to a resolution with the system creators. On a positive note the data export capabilities of the new GAMEBASE system is way beyond old GAMEBASE and I encourage all of our clubs to learn how to export the data and use this for information sessions for their members. I am only too happy to help show people how to export the data and use it for club or personal heatmaps or a never ending possibility of pivot tables to help see trends or any fishing statistics for your club. All of the

data contained in this end of year report can now be exported directly out of the new GAMEBASE system.

Along with all of this QGFA work, I have also still been very actively involved in the running of Mackay GFC that has again seen good member numbers again this year, coupled with some of the best sailfish numbers our club has ever seen in Mackay. I have recently received 5 acoustic tags and 2 acoustic receivers for Mackay GFC through the Qld Government funding grant to be used for Sailfish tracking around the Mackay area. So far I have successfully deployed 1 tag and 1 receiver and we just need some spare time and good weather to line up to deploy a few more tags and the 2nd receiver.

Although it has been a very busy year for me, it has been another rewarding year for me personally working with some of our affiliated clubs more experienced weighmasters/ club captains/ record officers, while also getting the opportunity to help welcome and guide some of our newly appointed people working in these positions in their respective clubs.

Once again I would like to thank all of our club weighmasters/ club captains/ record officers and now also club members that have contributed to entering our fishing data into GAMEBASE, and also our club officials that maintain our member details in GAMEBASE as without these efforts the information in this report would be impossible to put together.

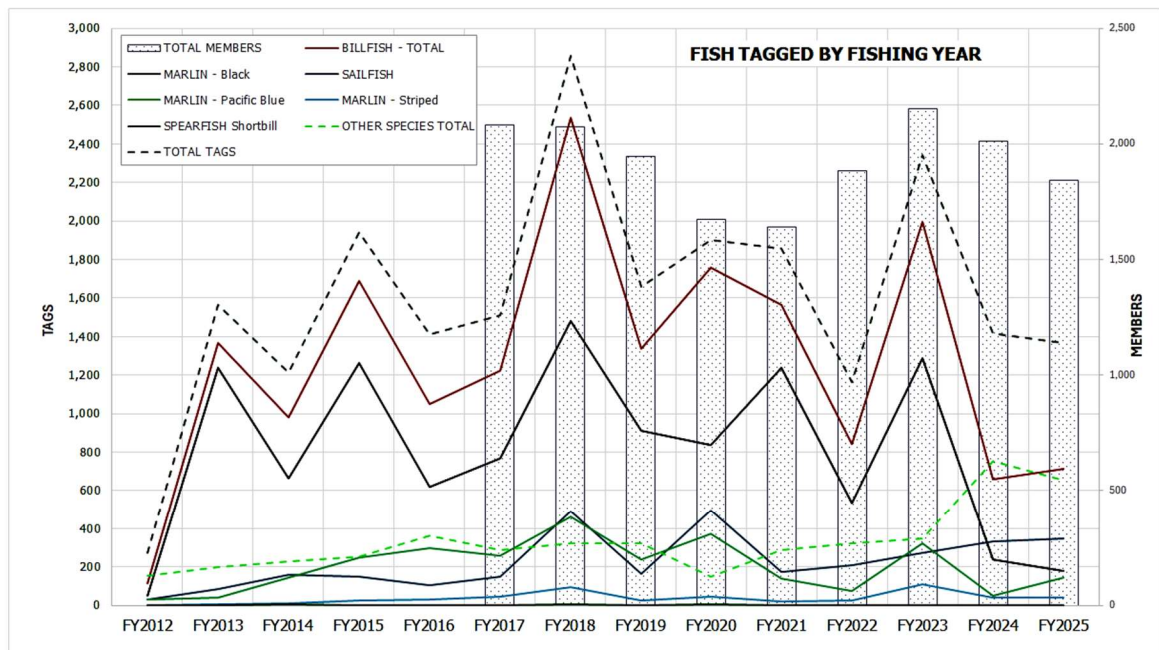
The GAMEBASE roll out has happened fairly smoothly over the past couple months with most people negotiating the new system without too many problems, it has also been pleasing to see some of our members entering their own Daylogs and Fishing activities to take the load off some of our club committee members with the data entry into GAMEBASE.

I have again tried to encourage all of our clubs to engage in GAMEBASE this year as part of their tag returns process with again differing levels of success for some of the smaller clubs that do not appear to run an annual point score system for their members. We have again had 15 clubs make at least 1 GAMEBASE entry this year, and I was delighted to see Whitsunday GFC and Hervey Bay GFC both enter fishing activities outside of just their tournament as they are trying to encourage their members to take part in an annual point score system.

Historic fish trends through GAMEBASE

The table and graph below shows the trends in billfish and “other species” tag numbers for the past 13 years based on GAMEBASE data and a bar graph backdrop of QGFA member numbers since FY2017.

The figures show FY2025 tag numbers are very similar to the FY2024 season, where the black marlin have again failed to “turn up” for the second year in a row leading to our lowest Black Marlin figures in a decade of 237 black marlin tagged, and the small increases in Sailfish and Blue Marlin tags helped lead to a slight increase in total billfish tag numbers to 715 tags over the previous year of 661 billfish tags. The “other” gamefish tag numbers were well above the decade average again this year and very nearly outnumbered the billfish tags for the second year in a row with 652 tags being recorded across 23 gamefish species.



	FY2012	FY2013	FY2014	FY2015	FY2016	FY2017	FY2018	FY2019	FY2020	FY2021	FY2022	FY2023	FY2024	FY2025
BILLFISH - TOTAL	116	1,366	983	1,688	1,050	1,221	2,536	1,338	1,756	1,567	844	1,994	661	715
MARLIN - Black	50	1,238	664	1,261	617	770	1,483	913	837	1,237	533	1,287	237	178
SAILFISH	31	84	159	150	104	150	493	162	497	172	210	274	334	348
MARLIN - Pacific Blue	32	38	144	250	297	256	462	236	370	139	73	322	51	144
MARLIN - Striped	2	5	10	25	32	44	94	25	47	18	27	111	38	42
SPEARFISH Shortbill	1	1	6	2	0	1	4	2	5	1	1	0	1	2
OTHER SPECIES TOTAL	156	201	229	254	363	289	321	320	147	289	320	347	753	652
TOTAL MEMBERS	0	0	0	0	0	2,080	2,074	1,944	1,673	1,642	1,882	2,151	2,011	1,841
TOTAL TAGS	272	1,567	1,212	1,942	1,413	1,510	2,857	1,658	1,903	1,856	1,164	2,341	1,414	1,367

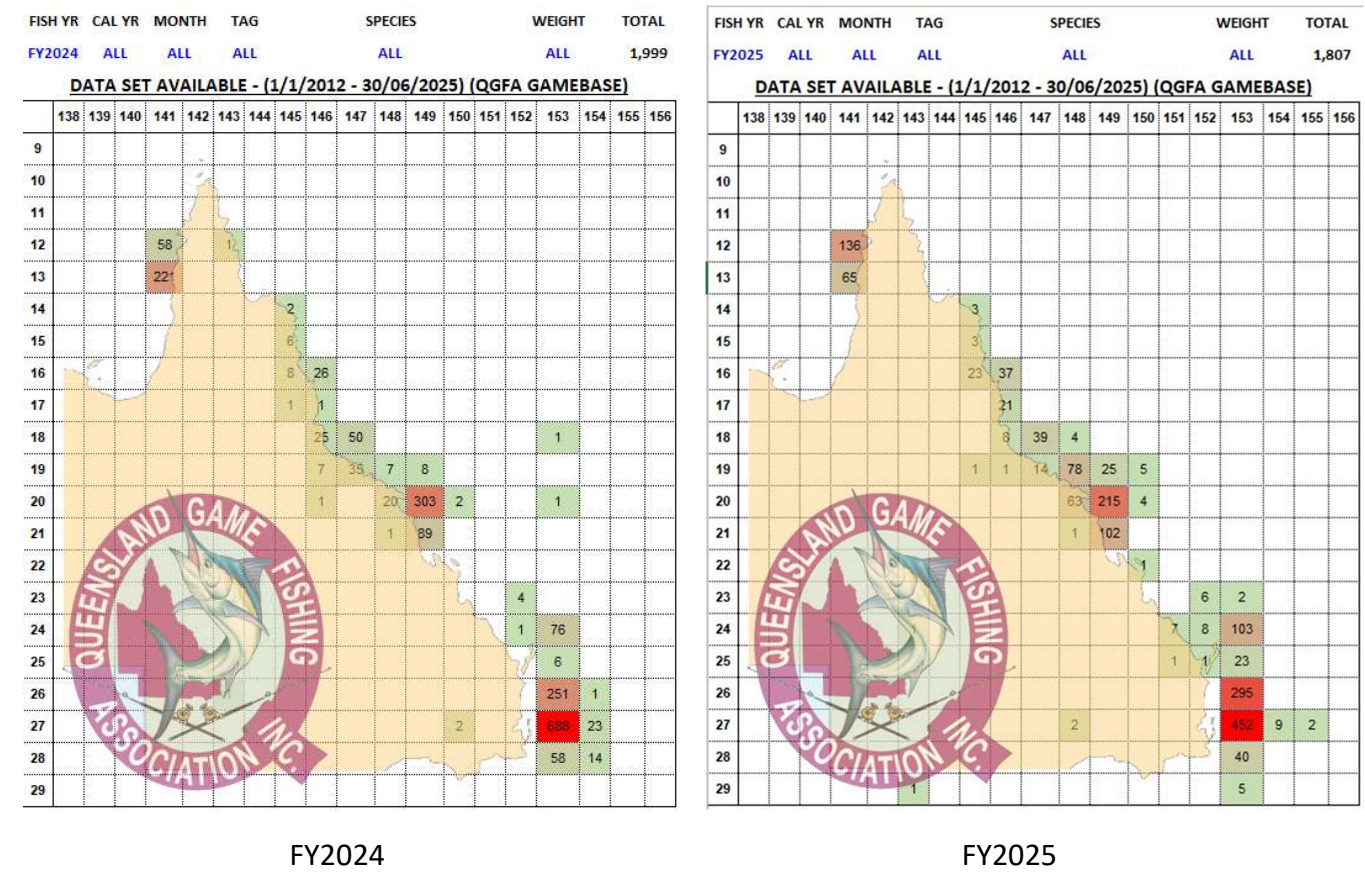
AMBERJACK		4		2	1				3	1		2	4	6
BARRACUDA	2	2	1	4	1		1	1	1	9	4	5	3	7
BONITO		3		1	1		1		2	1			5	2
COBIA	5	7	3	4	4	2	14	12	5	7	11	10	22	13
EAGLE RAY													1	
KINGFISH - Yellowtail		3	3	7		11	1	2			1	2	5	4
MACKEREL - Broad Barred (Grey)			1	4		4		6	1		1	2	6	
MACKEREL - Narrow Barred (Spanish)	5	15	37	59	30	23	28	57	28	40	120	92	204	155
MACKEREL - Shark	1	7	2	6	6	3		5	1	5	12	3	4	8
MACKEREL - Spotted	1	4	12	8	17	7	11	5	4	7	22	29	41	42
MAHI MAHI (Dolphin Fish)	25	11	35	53	101	53	108	55	27	44	43	47	215	168
MULLOWAY (Jewfish)														1
QUEENFISH				7	9	10	24	23	14		3		8	16
RAINBOW RUNNER		1					1					2	2	1
SAMSON FISH												1		1
SNAPPER								1					2	
TREVALLY - Giant		6		2	3		1	6	3			3		5
TREVALLY - Gold Spot						1		1		1		3		1
TREVALLY - Golden				1				1	3		1		7	2
TREVALLY - Silver	2										1			
TUNA - Big Eye													8	
TUNA - Dogtooth										43				
TUNA - Kawa Kawa (Mac Tuna)	86	80	45	61	76	49	28	17	11	24	31	67	130	84
TUNA - Longtail (Northern Blue)	6	11	6	19	13	32	26	32	12	46	20	9	41	79
TUNA - Pacific Bluefin						2								
TUNA - Skipjack (Striped)	12	16	36	8	41	85	31	43	17	27	7	20	9	18
TUNA - Southern Bluefin		1								1				
TUNA - Yellowfin	10	13	38	3	21	5	16	18	3	10	14	33	11	9
WAHOO	1	10	6	2	35	1	27	9	2	16	8	9	8	15
SHARK - Gummy							1							
SHARK - Hammerhead								2			2			1
SHARK - Mako											1			
SHARK - Thresher								1						
SHARK - Whaler		7	4	3	4	1	2	23	10	7	18	8	17	14

QGFA Activity Heat Maps

I released an updated copy of the QGFA ACTIVITY HEAT MAP following our last AGM in August that contains all of the QGFA fishing data that we could export upto 30 June 2024. These maps display the location of fishing activity records in GAMEBASE in a colour coded grid pattern over a series of maps. Various filters can be applied to pick year, month, tag type, fish species, fish size, etc...

I have updated the blank Club/member heat map spreadsheets to suit the NEW GAMEBASE “export Fishing Activity Report” data with easy to follow instruction in the spreadsheet– so it is simply copy and paste from the exported fishing activity report to view your export data with a series of heat maps and functioning filters. Each club and member can access this blank heatmap through shared documents in GAMEBASE. Clubs & members can export the data and update heatmaps whenever they want to track what is happening through the current fishing year and all historical data they have entered in GAMEBASE.

I will also release the heatmap with the full QGFA data set each year following the QGFA AGM/ presentations nights to all clubs. Below is the QGFA ACTIVITY HEAT MAP of ALL fishing activities logged in GAMEBASE this year (FY2025) compared to full data set from last year (FY2024) using the full Qld map.



Record Claims

I have processed 12 record claims this year, 9 were fully approved, I received no feedback why the Australian Only record got rejected, and there are 2 currently pending records.

Queensland Only Claims (4)

<u>Month</u>	<u>Angler</u>	<u>Category</u>	<u>Species</u>	<u>Weight</u>	<u>Club</u>	<u>Status</u>
Aug 24	Jonathon Booyesen	M1	Mahi Mahi	6.9	M'Bay GFC	Approved
Aug 24	Carl Oellermann	M2	Mahi Mahi	3.1	M'Bay GFC	Approved
Aug 24	Savannah Sheppard	SFF15	NB. Mackerel	18.08	Mky GFC	Approved
Sept 24	Leo Ryan	M24	Mahi Mahi	24.5	M'Bay GFC	Approved

Australian Only Claims (ie this would not have been a Qld record) (1)

<u>Month</u>	<u>Angler</u>	<u>Category</u>	<u>Species</u>	<u>Weight</u>	<u>Club</u>	<u>Status</u>
Aug 24	Slater Boyett	JM3	Mahi Mahi	4.85	M'Bay GFC	Rejected

Australian & Queensland Claims (7)

<u>Month</u>	<u>Angler</u>	<u>Category</u>	<u>Species</u>	<u>Weight</u>	<u>Club</u>	<u>Status</u>
July 24	Rocco Sheppard	SFM10	NB. Mackerel	19.66	Mky GFC	Approved
July 24	Harley Sheppard	JM15	NB. Mackerel	19.3	Mky GFC	Approved
Oct 24	Gina Cleaver	W8	Black Marlin	90.3	CBWGFC	Approved
Dec 24	Jonathan Booyesen	M1	Mahi Mahi	7.4	M'Bay GFC	Approved
Jan 25	Shanae Dance	JF24	Black Marlin	52.4	TC of TAS	Approved
June 25	Harley Sheppard	JM8	NB. Mackerel	21.66	Mky GFC	Pending
July 25	Savannah Sheppard	SFF15	NB. Mackerel	27.5	Mky GFC	Pending

World, Australian & Queensland Claims (0)

<u>Month</u>	<u>Angler</u>	<u>Category</u>	<u>Species</u>	<u>Weight</u>	<u>Club</u>	<u>Status</u>
--------------	---------------	-----------------	----------------	---------------	-------------	---------------

Record Maintenance

I have maintained the online QGFA capture records in GAMEBASE for all of our members to view and issued the record updates for the GFAA journal (in October). I have also issued a set of pdf documents as QGFA capture records at the start of FY2025-26 (14/7/25) and made them available as a shared document for all members on GAMEBASE. The pdf set includes a document with ALL our records combined and also a document for each fishing category for our Qld capture records, so if we have some Small Fry or Junior anglers that might be interested in pursuing records, they will have their own set of QGFA records as a simple 1 page document without needing to try and find them amongst all the senior records.

Record Certificates

I have been printing and issuing the QGFA record certificates for all QLD records that have been approved.

Billfish Tag Distribution

I have maintained the QGFA billfish tag register spreadsheet and have continued to supply all the QGFA clubs with Billfish tags as they request after they provide me with an updated copy of their own club's tag distribution register.

There have been 1245 Billfish tags issued to QGFA clubs since 1 July 2024 and I have requested 2 tag resupplies from NSW Fisheries to maintain tag stocks for QGFA. All 2 of these 600 tag requests have been received – as of 15/7/25 I have 200 tags and will order more tags when my stocks drop to 100.

GAMEBASE activity sheets/ tag card returns & approvals.

Clubs have continued to enter the activity sheets and tag cards in GAMEBASE before the hard copies are then posted to me for review and approvals. I have reviewed all activity sheets and tag cards that I have received for this Fishing Year and have awarded the relevant QGFA point score in the GAMEBASE system and the QGFA point score spreadsheet I run outside of GAMEBASE.

The monthly tag returns system has seen 1,532 tags (845 Billfish tags, 666 pelagic & 21 shark tags) returned to NSW Fisheries for the 2024/25 fishing season on behalf of the QGFA, and of that 1,397 tags (91.2%) have been entered through the GAMEBASE system.

QGFA point score.

I don't release points scores at any time throughout the year, so there is unfortunately never any point scores in any of my reports as all trophy results are announced at the presentations following the AGM and the top 10 results for each trophy will also be released at the presentation night again this year. There will also be fish counts beside all of the point score results in the top 10 results tables again this year, as some people find it easier to relate on how many fish it took to get to a particular point score than the point score itself.

QGFA point score approvals and disqualifications.

I make a decision on approving or disqualifying every fishing activity in GAMEBASE for QGFA point score, I believe as a feedback loop to our members it is only fair that I show what numbers have been rejected and the general reasons that they get rejected. Below is a summary table of the point score approval status of all fishing activities for each club that have entered activities in GAMEBASE this year. The table to the right of that is then a breakdown on reasons any fishing activities were disqualified from point score. The intention of GAMEBASE is to capture ALL fishing activities so please do not think it is a bad reflection on any club if they have high disqualification numbers as at least they are entering as many fishing activities as they can, so this better reflects what has actually happened for the year.

Some activities may be disqualified from point score for multiple reasons (eg a non qgfa member, needed assistance and the fish was less than line class when they kept it), so the sum of individual reasons for disqualification on the Right hand table will be the same or larger than the actual number of entries disqualified from point score.

QGFA POINTS SCORE APPROVALS STATUS			
Fishing Year	FY2025		
Tagged/Captured/Released (All)			
Count of ID			
CLUB	APPROVED	D-Q	Grand Total
Bribie Is. GFC	18	15	33
Cairns Bluewater GFC	10	4	14
Gold Coast GFC	91	110	201
Hervey Bay GFC	10	14	24
Lizard Is. GFC	1		1
Mackay GFC	274	80	354
Mooloolaba GFC	32	10	42
Moreton Bay GFC	159	243	402
Newport GFC	69	12	81
Redcliffe Pen. G&SC	14	4	18
Ribbons Ladies GFC	7	19	26
Sunshine Coast GFC	176	63	239
Townsville GFC	49	16	65
Weipa BC	180	26	206
Whitsunday GFC	136	25	161
Grand Total	1226	641	1867

QGFA POINTS SCORE DISQUALIFICATION SUMMARY									
(NB. Some items are rejected for multiple reasons)									
Fishing Year	FY2025								
Tagged/Captured/Released (All)									
QGFA APPROVED/ DISQ D-Q									
CLUB	Non-Member	Too Late.	Dropped Fish.	Fish Too Small.	No Tag Card.	Tackle.	O.O.B.	Other.	
Bribie Is. GFC	2	6	5	5					
Cairns Bluewater GFC								4	
Gold Coast GFC	31	17	28	26	2	4	16	4	
Hervey Bay GFC	1	3			7	2	1		
Mackay GFC	7		34	11	2	15		14	
Mooloolaba GFC	2	6		1		3		1	
Moreton Bay GFC	9	1	63	109	30	32		14	
Newport GFC	4	7		1					
Redcliffe Pen. G&SC		4		1					
Ribbons Ladies GFC									
Sunshine Coast GFC	24	5		6		17	9	17	
Townsville GFC	3	1	5	4		1		3	
Weipa BC	17	4					3	2	
Whitsunday GFC	4	1	5	12	1	3		1	
Grand Total	104	55	140	194	42	77	29	60	

Below is brief explanation of each category for reasons for disqualification from point score:-

- Non- Member – ONLY QGFA members can score QGFA points
- Too Late – Activity sheets and tag cards need to be delivered to the QGFA records officer (Ian Meads) by the 28th of the month following the fishing activity or 14th July for any fishing activities in June.
- Dropped fish – Strikes and Hookups are encouraged to be entered in GAMEBASE but are not eligible for point score
- Fish Too Small – CAPTURED fish must go line class for QGFA point score, and TAGGED fish have minimum lengths for tagging (as per the GFAA & QGFA eligible species list)
- No Tag Card – Fish released with out tagging are not eligible for QGFA point score, also a Tag card must be returned to the QGFA records officer with the activity sheet (a missing tag card is usually a fish record being entered from 2 clubs (could be a member of multiple clubs entering it twice or a visiting member fishing on a boat out of a different club), there can only be 1 single QGFA point score for one fish – so the points will only be awarded to the activity that lines up with the club the tag was returned through), or maybe the tag card never got handed in with the activity sheet.
- Tackle – Refer QGFA handbook for QGFA point score for heavy tackle & mid water tackle zones, also non-compliance with GFAA tackle rules (eg. electric reels & leader lengths, etc..)
- OOB – Out Of Bounds – Fishing activity must happen in QLD waters to be eligible for QGFA point score
- Other – breaching any other angling rules or requirements– some examples are:- assistance of angler, ineligible fish species, capture fish not weighed (only estimated), mutilated fish, fish ate 2 baits.

Club/ Boat/ Angler Reports

In an ongoing effort to try and give more information back to our members, I will again release a point score summary report for all boats for the FY2024-25 season following the AGM again this year. With the release of the new GAMEBASE each member can now view all of their fishing activity approval status for Club and State Point score in GAMEBASE when ever they wish.

CLUB	Boat Name	Angler Name	QGFA APPROVED/ DISQUAL	Fish Species	Line Class (kg)	Sum of QGFA Total Points	Count of Non Member	Count of Dropped Fish	Count of Fish Too Late	Count of No Tag Card	Count of Fish Too Small	Count of Fish Mutilated	Count of Fish Ate 2 Baits
Mackay GFC	Anarchy	Ian Meads	APPROVED	SALFISH	8	750	1						
				SHARK, Whitlaker	8	0	3						
				MACARELL, Narrow Barred (Spinnish)	6	750	3						
				TUNA, Kawas Kawas (Mac Tuna)	8	1500	10						
				TUNA, Longtail (Northern Blue)	8	125							
			DIS-QUAL	MACARELL, Narrow Barred (Spinnish)	8	150							1
		Ryan Meads	APPROVED	BARRACUDA	8	0	2						
				MACARELL, Spinnish	8	750	3						
				SHARK, Whitlaker	8	0	2						
				MACARELL, Narrow Barred (Spinnish)	8	750	3						
				MACARELL, Narrow Barred (Spinnish)	8	1500	6						
		Sam Barlow	APPROVED	SHARK, Whitlaker	8	150	1						
				MACARELL, Narrow Barred (Spinnish)	8	100	1						
				MACARELL, Narrow Barred (Spinnish)	8	150	1						
				MACARELL, Narrow Barred (Spinnish)	8	750	3						
				MACARELL, Narrow Barred (Spinnish)	8	100	1						
				SALFISH	8	200	1						
			APPROVED	TREVALLY, Giant	8	900	1						
				MACARELL, Narrow Barred (Spinnish)	8	250	1						
		Warren Meads	APPROVED	MACARELL, Narrow Barred (Spinnish)	8	875	5						
				TUNA, Kawas Kawas (Mac Tuna)	8	125	1						
		Noel Long	APPROVED	MACARELL, Narrow Barred (Spinnish)	8	750	3						
				MACARELL, Narrow Barred (Spinnish)	8	250	2						
		Brett Jackson	APPROVED	SHARK, Whitlaker	8	0	1						
				MACARELL, Narrow Barred (Spinnish)	8	250	2						
		Leah Meads	APPROVED	MACARELL, Narrow Barred (Spinnish)	8	125	1						

QGFA Annual Trophies.

I have updated the document that covers all of our Perpetual trophies including a photograph and lists the winners for each of those trophies in QGFA history. I have ordered the same series of trophies this year that reflect the original perpetual trophies they are being awarded for. The order was placed through Redcliffe Trophy and Medals (Miranda) again this year when the point score was finalised on 14 July 2025.

All Ports Competition

Mackay GFC, Mooloolaba, GFC, Moreton Bay GFC, Ribbons LGFC, Townsville GFC, Weipa BC & Whitsunday GFC have all taken part in the QGFA All Ports competition this year. Like the other QGFA annual point scores no information will be released on any results in this competition until the presentations dinner following the AGM in August.

Fishing Activity Summary

The table beside is an overview by club of the activity sheet header information entered in GAMEBASE for FY2025.

ACTIVITY SHEET SUMMARY BY CLUB

FY FY2025

Row Labels	Count of ACTIVITY SHEETS	FISHING ACTIVITIES ENTERED	Sum of BOAT HOURS	Sum of MAN HOURS
Bribie Is. GFC	16	33	152	429
Cairns Bluewater GFC2	11	14	128	288
Gold Coast GFC	133	202	1,233	5,065
Hervy Bay GFC	18	24	136	368
Lizard Is. GFC	1	1	16	64
Mackay GFC	81	354	950	2,982
Mooloolaba GFC	28	42	246	752
Moreton Bay GFC	114	402	1,045	2,954
Newport GFC	41	81	375	1,560
Redcliffe Pen. G&SC	11	18	99	374
Ribbons Ladies GFC	9	26	80	480
Sunshine Coast GFC	113	239	1,113	4,145
Townsville GFC	38	65	414	1,967
Weipa BC	87	204	802	1,951
Whitsunday GFC	59	161	594	2,186
Grand Total	760	1,866	7,382	25,565

Fish Numbers for this year

The next 3 tables show all 1867 fishing activities entered in GAMEBASE for the 2024/25 fishing season listed by each fish species grouped by QGFA fish species type point score grouping.

The first table shows fishing activity by Month, the 2nd table shows the fishing activity by Activity Type and the 3rd table shows the fishing activity by Club.

QGFA FY2025 - SPECIES BY MONTH (ALL FISHING ACTIVITIES)

Fishing Year FY2025
Tagged/Captured/Released/Strike/Hook-up (All)
QGFA APPROVED/ DISQUALIFIED (All)

Count of ID	JUL	AUG	SEPT	OCT	NOV	DEC	JAN	FEB	MAR	APR	MAY	JUN	Grand Total
Row Labels													
BILL	41	61	57	195	118	113	139	24	9	62	18	3	840
MARLIN, Black	2	14	13	28	29	51	74	6	3	12		1	233
MARLIN, Pacific Blue		3	12	6	18	36	38	13	5	32	15	1	179
MARLIN, Striped	4	1	2	4		11	8	4	1	12	3	1	51
SAILFISH	35	43	30	157	70	14	17	1		5			372
BROADBILL (Swordfish)							2			1			3
SPEARFISH Shortbill					1	1							2
OTHER 1	3	2	25	53	6	5			3	7	1	2	107
TUNA, Longtail (Northern Blue)	3	1	20	52		1			1	5		2	85
TUNA, Yellowfin		1	5	1	6	4			2	2	1		22
OTHER 2	86	163	123	59	94	106	81	16	19	62	15	45	869
AMBERJACK					4	2							6
BARRACUDA	1			4			1				1		7
BONITO	1	1	3			1			1				7
COBIA	4	5				4	1	1					15
EAGLE RAY		1		1									2
KINGFISH, Yellowtail			3		1		1		2				7
MACKEREL, Narrow Barred (Spanish)	52	29	81	15	4	20	9		1	9		1	221
MACKEREL, Shark		1	1	6		1							9
MACKEREL, Spotted	8	24	3	10	2	3				2	1		53
MAHI MAHI (Dolphin Fish)		53	14	13	35	62	33	10	12	27		31	290
MULLOWAY (Jewfish)		1											1
QUEENFISH		20											20
RAINBOW RUNNER					1								1
SAMSON FISH				1									1
SNAPPER		7	4		5		2			7	12	8	45
TREVALLY, Giant	1	3	1	1									6
TREVALLY, Gold Spot							1						1
TREVALLY, Golden	2												2
TUNA, Kawa Kawa (Mac Tuna)	17	18	12	4	26	8	5		3	6	1	2	102
TUNA, Skipjack			1		1	2	5	2		8		3	22
WAHOO				4	15	6	20	3		3			51
SHARK	1	6	1	7	2	2				3			22
SHARK, Hammerhead					1								1
SHARK, Whaler	1	6	1	7	1		2			3			21
OTHER 3	1	15	2							1	7		26
BARRAMUNDI											7		7
TAILOR		15	2							1			18
TREVALLY, Brassy	1												1
UNKNOWN										3			3
UNKNOWN										3			3
Grand Total	132	247	208	314	220	224	222	40	31	138	41	50	1867

By far the majority of fish reported in GAMEBASE are tagged fish, however, this most likely does not reflect a lot of captured fish that do not get entered by all clubs as there is no perpetual QGFA trophy that recognises captured fish other than those captured during the all ports weekends. Having said that over the past few years we are slowly having more clubs report more fishing activities other than just tagged fish into GAMEBASE.

The new GAMEBASE system now allows a “SHARKED” fishing activity type, a “L&R” (Leader & Release) for those fish that get away at the end of the fight before a tag can be inserted, and a “M&R” (Measure & Release) for those fish that are boated and measured but too small or incorrect species to be allowed to put a tag in it before they are released. None of these new categories have any QGFA point scores awarded to them, however, it will be interesting to see what popularity these new fishing activity types generate after the new GAMEBASE system has been running for a full fishing year.

QGFA FY2025 - SPECIES TOTALS (ALL FISHING ACTIVITIES)

Fishing Year

FY2025

CLUB

(All)

Count of ID

Row Labels

Tag & R

Capt.

L&R

M&R

Sharked

H-Up

Strike

Grand Total

BILL

741

5

13

43

38

840

MARLIN, Black

195

2

6

14

16

233

MARLIN, Pacific Blue

149

1

4

18

7

179

MARLIN, Striped

43

1

1

6

51

SAILFISH

351

2

10

9

372

BROADBILL (Swordfish)

1

2

3

SPEARFISH Shortbill

2

2

OTHER 1

88

12

1

1

4

1

107

TUNA, Longtail (Northern Blue)

79

4

1

1

85

TUNA, Yellowfin

9

8

1

3

1

22

OTHER 2

550

205

20

31

8

23

32

869

AMBERJACK

6

6

BARRACUDA

7

7

BONITO

2

2

1

2

7

COBIA

13

2

15

EAGLE RAY

2

2

KINGFISH, Yellowtail

4

2

1

7

MACKEREL, Narrow Barred (Spanish)

155

46

2

3

8

7

221

MACKEREL, Shark

8

1

9

MACKEREL, Spotted

42

10

1

53

MAHI MAHI (Dolphin Fish)

167

85

14

11

10

3

290

MULLOWAY (Jewfish)

1

1

QUEENFISH

16

3

1

20

RAINBOW RUNNER

1

1

SAMSON FISH

1

1

SNAPPER

18

13

5

9

45

TREVALLY, Giant

5

1

6

TREVALLY, Gold Spot

1

1

TREVALLY, Golden

2

2

TUNA, Kawa Kawa (Mac Tuna)

84

10

2

5

1

102

TUNA, Skipjack

18

2

1

1

22

WAHOO

15

23

3

10

51

SHARK

18

2

1

1

22

SHARK, Hammerhead

1

1

SHARK, Whaler

17

2

1

1

21

OTHER 3

11

4

11

26

BARRAMUNDI

7

7

TAILOR

4

4

18

TREVALLY, Brassy

1

UNKNOWN

1

2

3

UNKNOWN

1

2

3

Grand Total

1408

228

35

42

9

72

73

1867

QGFA FY2025 - SPECIES TOTALS BY CLUB (ALL FISHING ACTIVITIES)

Fishing Year
 Tagged Captured Released Strike Hook-up
 QGFA APPROVED/ DISQUALIFIED

Count of ID	n-1														Grand Total
Row Labels	Bribie Is. GFC	Cairns Bluewater GFC	Gold Coast GFC	Hervey Bay GFC	Lizard Is. GFC	Mackay GFC	Mooloolaba GFC	Moreton Bay GFC	Newport GFC	Redcliffe Pen. G&SC	Ribbons Ladies GFC	Sunshine Coast GFC	Townsville GFC	Weipa BC	
<input type="checkbox"/> BILL	15	14	142	13	1	72	29	66	64	10	4	102	50	204	840
MARLIN, Black	8	6	50	5		5	13	26	22	5	2	47	26	12	233
MARLIN, Pacific Blue	5		73	5		6	7	22	23	3		32	2	1	179
MARLIN, Striped	2		15	3			1	11	8			11			51
SAILFISH		8	3		1	61	8	4	11	2	2	11	22	191	372
BROADBILL (Swordfish)			1					2							3
SPEARFISH Shortbill								1				1			2
<input type="checkbox"/> OTHER 1	3		6	1		30		14	8	8	1	2		34	107
TUNA, Longtail (Northern Blue)	3			1		30		6	3	7		1		34	85
TUNA, Yellowfin			6					8	5	1	1	1			22
<input type="checkbox"/> OTHER 2	15		52	10		247	13	301	9		21	112	15	2	869
AMBERJACK								4				2			6
BARRACUDA						4								2	7
BONITO								7							7
COBIA	1					9		1				4			15
EAGLE RAY												2			2
KINGFISH, Yellowtail								7							7
MACKEREL, Narrow Barred (Spanish)	1		1			143		10			13	15		38	221
MACKEREL, Shark						3					1			5	9
MACKEREL, Spotted	1					37		4					1	10	53
MAHI MAHI (Dolphin Fish)	6		29	5		5	13	179	5		4	41	1	2	290
MULLOWAY (Jewfish)												1			1
QUEENFISH						20									20
RAINBOW RUNNER								1							1
SAMSON FISH								1							1
SNAPPER								45							45
TREVALLY, Giant						2						1		3	6
TREVALLY, Gold Spot						1									1
TREVALLY, Golden						2									2
TUNA, Kawa Kawa (Mac Tuna)	1		2			20		22	1		2	30	11	13	102
TUNA, Skipjack			4	5				4				9			22
WAHOO	5		16			1		16	3		1	7	2		51
<input type="checkbox"/> SHARK			1			1		6				13		1	22
SHARK, Hammerhead												1			1
SHARK, Whaler			1			1		6				12		1	21
<input type="checkbox"/> OTHER 3						1		15				10			26
BARRAMUNDI								7							7
TAILOR								8				10			18
TREVALLY, Brassy						1									1
<input type="checkbox"/> UNKNOWN						3									3
UNKNOWN						3									3
Grand Total	33	14	201	24	1	354	42	402	81	18	26	239	65	206	1867

Heaviest Captured Fish

The QGFA do not have any trophies for captured fish, other than the capture record certificates if the fish captured is large enough to set a new QLD capture record. It appears some clubs do not enter captured fish through the gambase system, however, if we wish to have our data base reflect a true representation of our fishing efforts I believe we should be encouraging clubs to not only enter their tagged fish, but also their captured fish, L&R, M&R, Sharked fish, hook ups, strikes and days of no activities. Given I need to submit our heaviest gamefish species for a GFAA National Nomination for the Tom Bell Trophy (Angler who captures the heaviest gamefish (excluding sharks) in Australian Waters) The table below shows the top 10 Heaviest Gamefish that were weighed and recorded in GAMEBASE this year.

It is a pity the large Blue Marlin weighed at Hervey Bay in August 2024 never got submitted through HBGFC or GCGFC as at over 300kg it was a fish that was well worth recording in our GAMEBASE system and would have been a good submission for the GFAA awards.

QGFA - TOP 10 HEAVIEST CAPTURED & APPROVED GAMEFISH

	Weight (kg)	Fish Species	Angler Name	Category	Angler Club	Line Class (kg)	QGFA Points
1	90.3	MARLIN, Black	Gina Cleaver	Women	Cairns Bluewater GFC	8	1129
2	38.0	TUNA, Yellowfin	Steven Boyett	Men	Moreton Bay GFC	24	158.3
3	35.0	TUNA, Yellowfin	Scott Macdonald	Men	Gold Coast GFC	15	233.3
4	28.7	WAHOO	Tim Lartigau	Men	Gold Coast GFC	15	191.3
5	24.5	MAHI MAHI (Dolphin Fish)	Leo Ryan	Men	Moreton Bay GFC	24	102
6	21.0	MACKEREL, Narrow Barred (Spanish)	Carl Sheppard	Men	Mackay GFC	8	262
7	19.7	MACKEREL, Narrow Barred (Spanish)	Rocco Sheppard	SFM	Mackay GFC	10	196.6
8	19.3	MACKEREL, Narrow Barred (Spanish)	Harley Sheppard	JM	Mackay GFC	15	128.6
9	18.1	MACKEREL, Narrow Barred (Spanish)	Savannah Sheppard	SFF	Mackay GFC	15	120.5
10	17.0	MACKEREL, Narrow Barred (Spanish)	Rocco Sheppard	SFM	Mackay GFC	10	169.6

Line Class Analysis

The tables below show the line class being used for the 1636 tagged and captured fish that were entered in GAMEBASE this year across the various clubs and also the bait/ lure preference with those line classes.

QGFA - CAPT & TAG QTY - LINE CLASSES BY CLUB & METHOD

Fishing Year FY20
 TaggedCapturedReleased (Multiple Items)
 QGFA APPROVED/ DISQU. (All)

QTY	1	2	3	4	6	8	10	15	24	37	60	BRAID	Grand Total
Row Labels													
Bribie Is. GFC						23			2	3			28
Cairns Bluewater GFC						1	10				3		14
Gold Coast GFC		3				39	2	29	36	31	30		170
Hervey Bay GFC				1		8	1	1	7	6			24
Lizard Is. GFC						1							1
Mackay GFC			87	1	16	70	109	12	9	7		6	317
Mooloolaba GFC						26	2	3	2	9			42
Moreton Bay GFC	33	27	11	8	4	104	6	11	42	2	2	7	257
Newport GFC						12	15	17	13	15	9		81
Redcliffe Pen. G&SC						3	10		2	3			18
Ribbons Ladies GFC							20	5					25
Sunshine Coast GFC			7	3	18	128	1	17	15	42	8		239
Townsville GFC				1		24	11	8		8	8		60
Weipa BC					2	1	141	55	5	2			206
Whitsunday GFC				1		17	120	6	10				154
Grand Total	33	30	105	15	40	457	448	164	143	128	60	13	1636

QGFA - QTY OF FISH (CAPT & TAG) ON VARIOUS LINE CLASSES

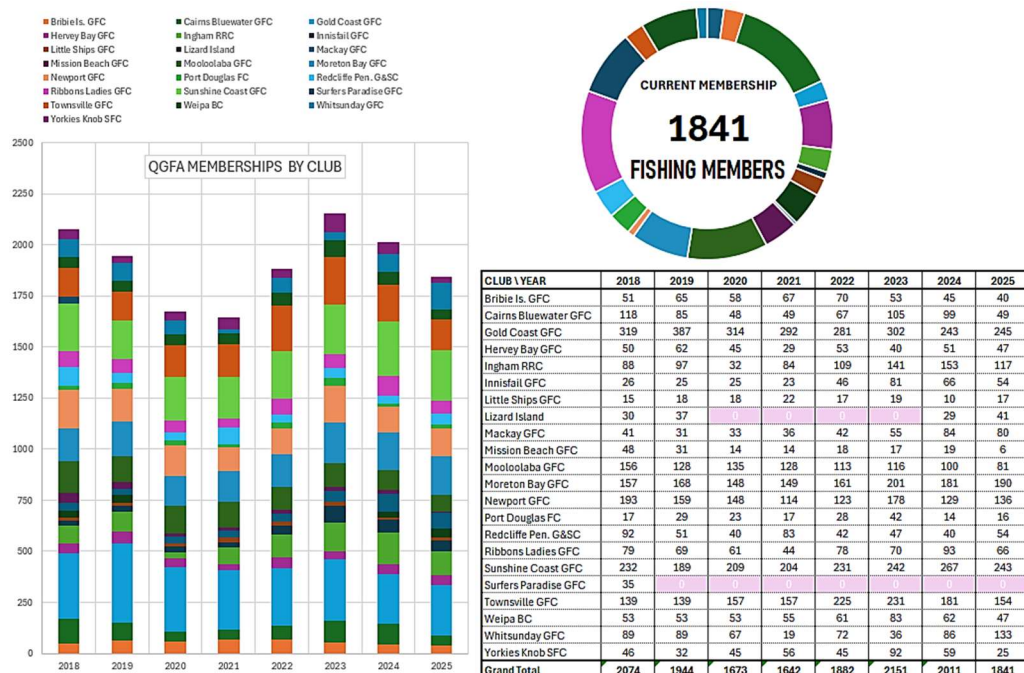
Fishing Year FY20
 TaggedCapturedReleased (Multiple Items)
 QGFA APPROVED/ DISQU. (All)
 CLUB (All)

QTY	1	2	3	4	6	8	10	15	24	37	60	BRAID	Grand Total
Row Labels													
DEAD BAIT		3	14	5	19	166	290	83	14	10	12	4	620
LIVE BAIT	33	27	4	7	7	102	50	21	8	1		4	264
LURE			87	3	14	189	108	60	121	117	48	5	752
Grand Total	33	30	105	15	40	457	448	164	143	128	60	13	1636

Membership numbers

QGFA ended the 2024/2025 year with 1841 financial members across the 21 clubs, which is down on the 2011 members last year, and well down on the record high membership of 2151 in FY2023 (which coincided with good black marlin numbers and the period after covid restrictions began to lift).

With Yorkeys Knob SFC losing its club committee and not expected to rejoin QGFA this year due to a lack of anyone to be able to communicate with, and Port Douglas recently choosing to remove itself from the QGFA we are heading into FY2026 with 19 affiliated Game Fishing clubs and any people in those 2 clubs wishing to remain with QGFA needing to move to an affiliated club.



2023/24	SENIOR						JUNIOR						TOTAL MEMBERS		
	Men	Women	JM	JF	SFM	SFF	SENIOR	JUNIOR	TOTAL	SENIOR	JUNIOR	TOTAL	SENIOR	JUNIOR	TOTAL
Bribie Is. GFC	25	13	2	4	1		38	7	45						
Cairns Bluewater GFC	70	20	3		4	2	90	9	99						
Gold Coast GFC	199	15	11	5	8	5	214	29	243						
Hervey Bay GFC	43	6	2				49	2	51						
Ingham RRC	140	11	1			1	151	2	153						
Innisfail GFC	57	5	3			1	62	4	66						
Little Ships GFC	10						10		10						
Lizard Is. GFC	25	3	1				28	1	29						
Mackay GFC	58	9	4		6	7	67	17	84						
Mission Beach GFC	15	4					19		19						
Mooloolaba GFC	51	30	4	7	4	4	81	19	100						
Moreton Bay GFC	145	17	11	4	4		162	19	181						
Newport GFC	92	15	4	3	13	2	107	22	129						
Port Douglas FC	13	1					14		14						
Redcliffe Pen. G&SC	32	5	2	1			37	3	40						
Ribbons Ladies GFC		89		3		1	89	4	93						
Sunshine Coast GFC	189	43	12	3	8	12	232	35	267						
Townsville GFC	84	41	11	10	25	10	125	56	181						
Weipa BC	39	18	1		3	1	57	5	62						
Whitsunday GFC	66	9	6		2	3	75	11	86						
Yorkeys Knob SFC	50	5	1	2		1	55	4	59						
Grand Total	1403	359	79	42	79	49	1762	249	2011						

2023/24

2024/25	SENIOR						JUNIOR						TOTAL MEMBERS		
	Men	Women	JM	JF	SFM	SFF	SENIOR	JUNIOR	TOTAL	SENIOR	JUNIOR	TOTAL	SENIOR	JUNIOR	TOTAL
Bribie Is. GFC	27	9	2	1	1		36	4	40						
Cairns Bluewater GFC	33	13	2		1		46	3	49						
Gold Coast GFC	189	24	13	5	6	8	213	32	245						
Hervey Bay GFC	37	7	2		1		44	3	47						
Ingham RRC	103	8		1	2	3	111	6	117						
Innisfail GFC	44	3	2		5		47	7	54						
Little Ships GFC	16				1		16	1	17						
Lizard Is. GFC	35	3	2		1		38	3	41						
Mackay GFC	58	9	5	1	3	4	67	13	80						
Mission Beach GFC	4	2					6		6						
Mooloolaba GFC	38	26	2	5	7	3	64	17	81						
Moreton Bay GFC	153	17	13	2	5		170	20	190						
Newport GFC	101	16	5	4	9	1	117	19	136						
Port Douglas FC	15	1					16		16						
Redcliffe Pen. G&SC	41	5	4		3	1	46	8	54						
Ribbons Ladies GFC	5	58		1		2	63	3	66						
Sunshine Coast GFC	178	36	6	4	9	10	214	29	243						
Townsville GFC	79	31	10	8	18	8	110	44	154						
Weipa BC	30	15	1		1		45	2	47						
Whitsunday GFC	82	18	15		10	8	100	33	133						
Yorkeys Knob SFC	21	3		1			24	1	25						
Total	1289	304	84	33	83	48	1593	248	1841						

2024/25

Member Participation Rates

I am a firm believer that if we want our clubs and sport to grow we need to get as many of our members out there taking part in the sport of game fishing, learning and teaching the next generation of club members what it is to be involved in the sport of Game Fishing, and staying connected with why we joined a game fishing club to start with. Member participation rates have been introduced as an annual club award, however, I have chosen to also show these figures in my report in the hope someone from a club will see the figures and see if they can come up with strategies to improve how their club gets our new (and old) members out there learning and teaching the next generation of club members what it is to be involved in the sport of Game Fishing, and also involved in the citizen science side of recording the fish details and aid in research projects for our fishery and knowledge sharing for our members.

Below is the FY2025 participation rates for each club that has entered activity sheets in GAMEBASE.

2024/25

QGFA MEMBER ACTIVITY & PARTICIPATION FIGURES BY CLUB

MEMBER PARTICIPATION - # OF ANGLERS WITH 1 OR MORE ACTIVITY							TOTAL MEMBERS	Boats Entering Activity Sheets	# of Activities entered by Club	SENIOR		JUNIOR				TOTAL ACTIVE ANGLERS	% of members with 1 or more activity
CLUB	SENIOR		JUNIOR							Men	Women	JM	JF	SFM	SFF		
	Men	Women	JM	JF	SFM	SFF											
Bribie Is. GFC	27	9	2	1	1		40	8	33	10	2			1		13	33%
Cairns Bluewater GFC	33	13	2		1		49	5	14	1	3					4	8%
Gold Coast GFC	189	24	13	5	6	8	245	34	201	45	8	5	1	2		61	25%
Hervey Bay GFC	37	7	2		1		47	3	24	3		1				4	9%
Ingham RRC	103	8		1	2	3	117			1						1	
Innisfail GFC	44	3	2		5		54			2						2	
Little Ships GFC	16				1		17			2						2	
Lizard Is. GFC	35	3	2		1		41	1	1		1					1	2%
Mackay GFC	58	9	5	1	3	4	80	21	354	36	4	5		2	2	49	61%
Mission Beach GFC	4	2					6									0	
Mooloolaba GFC	38	26	2	5	7	3	81	10	42	9	6	1				16	20%
Moreton Bay GFC	153	17	13	2	5		190	27	402	39	3	7	1			50	26%
Newport GFC	101	16	5	4	9	1	136	18	81	32	4			1		37	27%
Port Douglas FC	15	1					16									0	
Redcliffe Pen. G&SC	41	5	4		3	1	54	3	18	4		1				5	9%
Ribbons Ladies GFC	5	58		1		2	66	9	26		16		1		2	19	29%
Sunshine Coast GFC	178	36	6	4	9	10	243	30	239	43	9	2		3	2	59	24%
Townsville GFC	79	31	10	8	18	8	154	12	65	14	5	3	2	1	2	27	18%
Weipa BC	30	15	1		1		47	18	206	23	11	1				35	74%
Whitsunday GFC	82	18	15		10	8	133	16	161	36	5	6		1	1	49	37%
Yorkeys Knob SFC	21	3		1			25									0	
Total	1289	304	84	33	83	48	1841	215	1867	300	77	32	5	11	9	434	24%
	1593		248														
							TOTAL %										
							377										
							24%										
							23%										

Where to from here:-

I will put my name forward to continue in the role of QGFA recorder for another year to manage billfish tag distributions, activity sheet approvals and of course the records approvals processes. I look forward to seeing a lot more members take up the chance to use GAMEBASE to enter and review their own fishing history and will no doubt continue the liason role with our IT company working through bugs on the new system. I look forward to being able to share more information with all our clubs at the AGM and presentation evening, so we can try and share some learnings with our members and get everyone out there enjoying the great sport of game fishing.



Cheers,

Ian Meads

QGFA Recorder – 15/7/2025